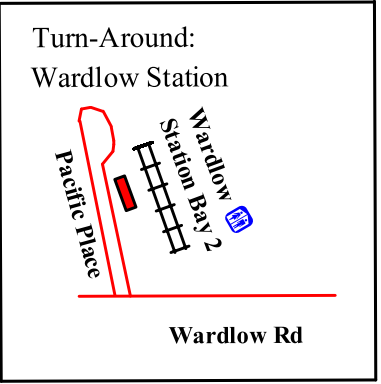






4 Series

Route 4 

Route 8 

No Pick-up or Drop Off- No Service 



-  Recovery Location
-  Comfort Zone
-  End of Route
-  Start of Route

Not To Scale

Route 8

Turn Sheet for Route 8 (Monday – Saturday)

Inbound	Outbound
<p>From Recovery Location Wardlow Station To Bay 2 continue Wardlow Station Turn around Left Turn Pacific Place Right on Wardlow (turns into 223rd at McHelen)</p> <p>*Drop off all customers at Stop # 1965 – 223rd at Vermont Northwest Corner - Deadhead to Recovery Location</p> <p>To Recovery Location Just Past Carson and Budlong, Southeast</p> <p>(Headsign Change Location-Del Amo Station)</p> <p>*Going Westbound: Display ‘Not In Service’ on Headsign immediately upon arriving at Vermont westbound</p>	<p>From Recovery Location Carson at Budlong Left Turn Normandie Left Turn 223rd Street (turns into Wardlow at McHelen) Left Pacific Place To Recovery Location Wardlow Station Bay 2</p> <p>(Headsign Location) From Recovery Location Carson at Budlong: Deadhead to first pick up location at Stop # 1956 – 223rd at Vermont Southeast Corner Left Turn Normandie Left Turn 223rd Street (turns into Wardlow at McHelen) Left Pacific Place To Recovery Location Wardlow Station Bay 2</p> <p>(Headsign Location)</p> <p>*Change Headsign to ‘In Service’ immediately upon arriving at Vermont Eastbound</p>

Note: Turn Sheets Do Not Over Rule Running Board Sheets. Operators Have An Individual Responsibility To Read And Understand Each Running Board Sheet And Follow Any Instruction Accordingly....
(Revised 10/04/2021)